

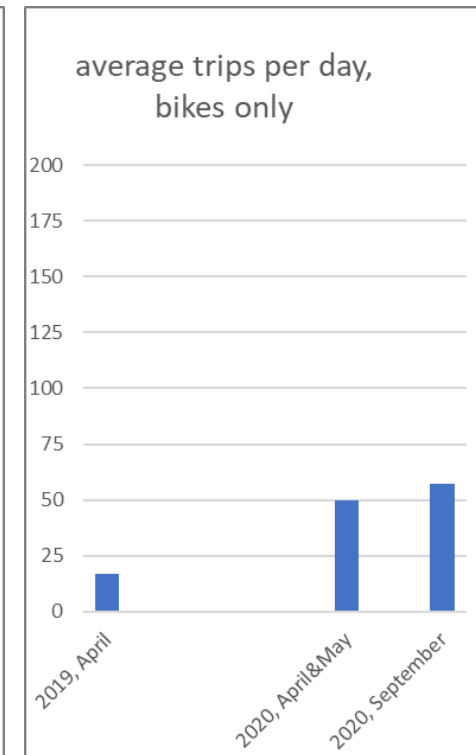
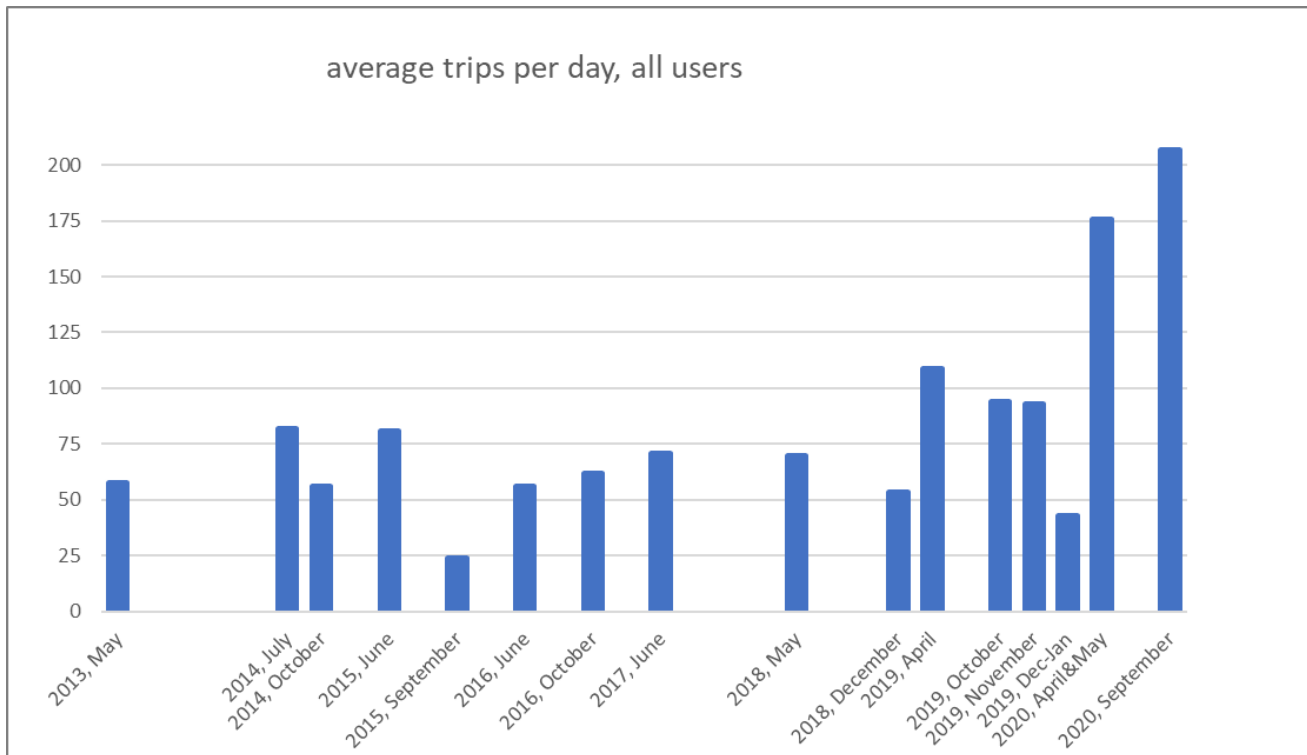
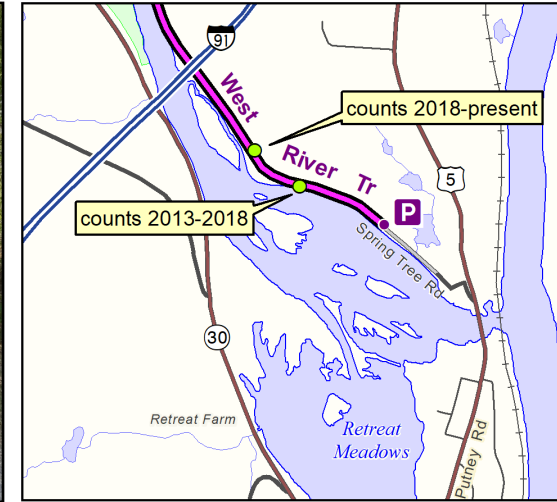
West River Trail, Marina

Location: 0.3 miles from Marina Trailhead
Town of Brattleboro, Vermont

Windham Regional Commission estimated pedestrian and bicycle trips by setting out scanners (pedestrian counters) at this location for at least one full weekend and for at least three weekdays.

A **trip** is one person travelling past the scanner in one direction. The number of persons passing this location can be assumed to be at least half the number of trips.

Additional data are available by day of week, hour of day, and direction of travel. Contact WRC for details.



PEDESTRIAN COUNT SUMMARY

Windham Regional Commission

Year	Dates	Average trips per day	<i>weekday only</i>	<i>weekend day only</i>	Notes
2013	May 17–22	58	61	53	May omit bikes
2014	July 5–11	82	72	107	During I-91 bridge work, holiday weekend, may omit bikes
2014	October 10–16	56	45	82	During I-91 bridge work, may omit bikes
2015	June 30–July 6	81	84	74	During I-91 bridge work, holiday, may omit bikes
2015	September 5–11	24	15	46	During I-91 bridge work, may omit bikes
2016	June 3–9	56	66	33	During I-91 bridge work, may omit bikes
2016	September 17–23	62	53	84	During I-91 bridge work, may omit bikes
2017	June 8–13	71	54	116	During I-91 bridge work, may omit bikes
2018	May 11–22	70	59	97	May omit bikes
2018	December 11–January 1	53	44	77	
2019	April 26–May 15	109	97	136	15% of traffic is bicycles
2019	October 17–31	94	81	129	
2019	November 1–30	93	83	118	
2019	December 1–22	20	15	33	
2019	December 23–January 6	43	44	42	Holiday season
2020	April 2–May 27	176	157	222	During Covid-19 pandemic
(2020)	(April 26–May 15)	(182)	(174)	(203)	(Extract of above to coincide with 2019 dates, 25% of traffic is bicycles)
2020	September 23–September 28	207	188	257	During Covid-19 pandemic, 27% of traffic is bicycles